

# Somerset County Residential Market Report

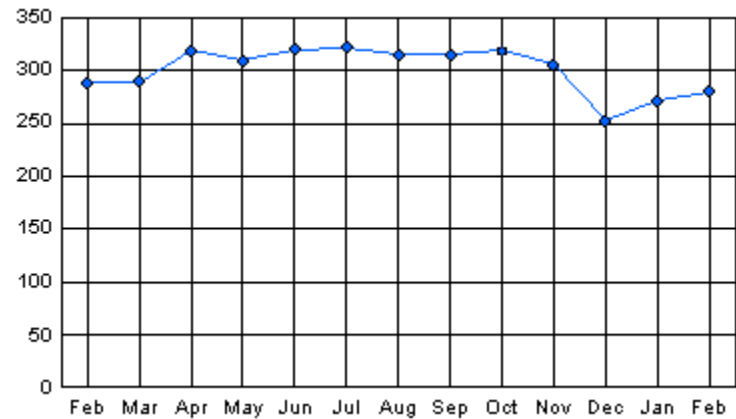
# HOUSING REPORT Single Family Homes February 2009

## Listings

Price Range	New This Month			Total Actives		
	2009	2008	% Change	2009	2008	% Change
0 - 149,999	11	16	-31.3	116	103	12.6
150,000 - 199,999	14	10	40.0	66	65	1.5
200,000 - 299,999	5	9	-44.4	55	57	-3.5
300,000 - 399,999	3	3	0.0	14	25	-44.0
400,000 - 499,999	2	1	100.0	8	14	-42.9
500,000 - 599,999	0	2	-100.0	3	7	-57.1
600,000 - 699,999	1	0	N/A	8	3	166.7
700,000 - 799,999	0	0	N/A	2	2	0.0
800,000 - 899,999	0	1	-100.0	0	3	-100.0
900,000 - 999,999	0	0	N/A	2	1	100.0
1,000,000 - 1,249,999	1	0	N/A	0	2	-100.0
1,250,000 - 1,499,999	0	0	N/A	3	2	50.0
1,500,000 +	1	1	0.0	3	5	-40.0
<b>Totals</b>	<b>38</b>	<b>43</b>	<b>-11.6</b>	<b>280</b>	<b>289</b>	<b>-3.1</b>

## Inventory Trend

Listings Active at End of Month

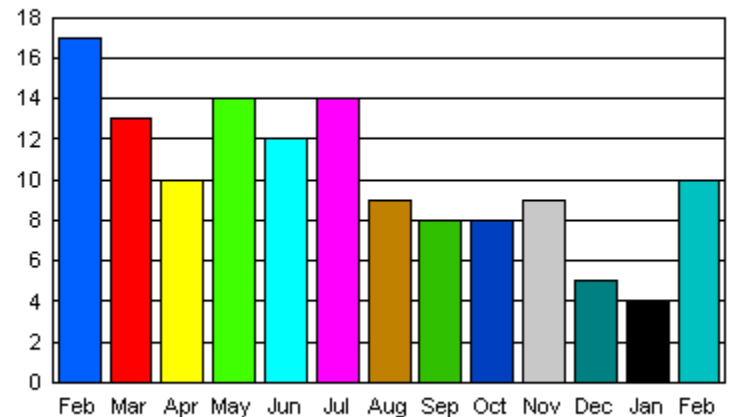


## Contracts

Price Range	New This Month			Year To Date		
	2009	2008	% Change	2009	2008	% Change
0 - 149,999	3	12	-75.0	6	19	-68.4
150,000 - 199,999	3	3	0.0	4	5	-20.0
200,000 - 299,999	2	1	100.0	2	2	0.0
300,000 - 399,999	2	1	100.0	2	2	0.0
400,000 - 499,999	0	0	N/A	0	0	N/A
500,000 - 599,999	0	0	N/A	0	0	N/A
600,000 - 699,999	0	0	N/A	0	0	N/A
700,000 - 799,999	0	0	N/A	0	0	N/A
800,000 - 899,999	0	0	N/A	0	0	N/A
900,000 - 999,999	0	0	N/A	0	0	N/A
1,000,000 - 1,249,999	0	0	N/A	0	0	N/A
1,250,000 - 1,499,999	0	0	N/A	0	0	N/A
1,500,000 +	0	0	N/A	0	0	N/A
<b>Totals</b>	<b>10</b>	<b>17</b>	<b>-41.0</b>	<b>14</b>	<b>28</b>	<b>-50.0</b>

## Sales Trend

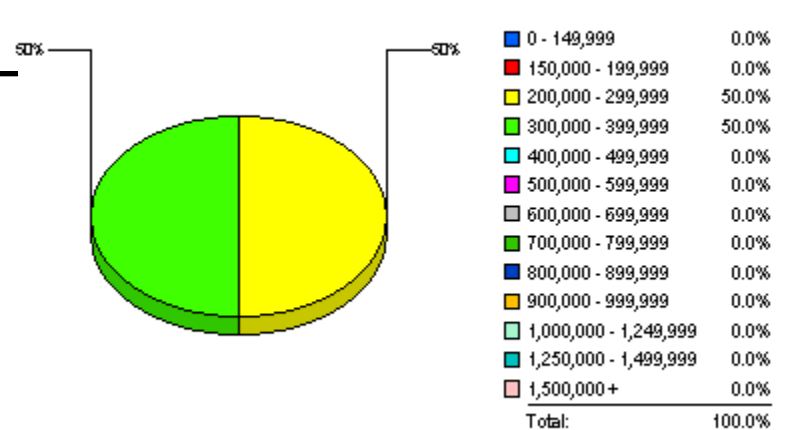
Ratified Contracts Per Month



## Settlements

Price Range	New This Month			Year To Date		
	2009	2008	% Change	2009	2008	% Change
0 - 149,999	0	2	-100.0	2	3	-33.3
150,000 - 199,999	0	2	-100.0	0	4	-100.0
200,000 - 299,999	1	0	N/A	1	1	0.0
300,000 - 399,999	1	0	N/A	1	1	0.0
400,000 - 499,999	0	0	N/A	0	0	N/A
500,000 - 599,999	0	0	N/A	0	0	N/A
600,000 - 699,999	0	0	N/A	0	0	N/A
700,000 - 799,999	0	0	N/A	0	0	N/A
800,000 - 899,999	0	0	N/A	0	0	N/A
900,000 - 999,999	0	0	N/A	0	0	N/A
1,000,000 - 1,249,999	0	0	N/A	0	0	N/A
1,250,000 - 1,499,999	0	0	N/A	0	0	N/A
1,500,000 +	0	0	N/A	0	0	N/A
<b>Totals</b>	<b>2</b>	<b>4</b>	<b>-50.0</b>	<b>4</b>	<b>9</b>	<b>-55.6</b>

## Market By Price Range



DATA SOURCE: Automated Regional Information Systems, Inc. (ARIS)

NOTES: Properties not listed through this Multiple Listing Service are not reflected. The term "sales" represents ratified purchase contracts. Current year information is preliminary and subject to revision. Current year-to-date contract information may not equal the sum of the monthly contract totals reported.

For 2/2009	Average	Median
Days on Market	39	39
List Price	\$293,500	\$293,500
Sales Price	\$290,250	\$290,250
Sell Price/List Price	98.89%	98.89%