

Wicomico County Residential Market Report

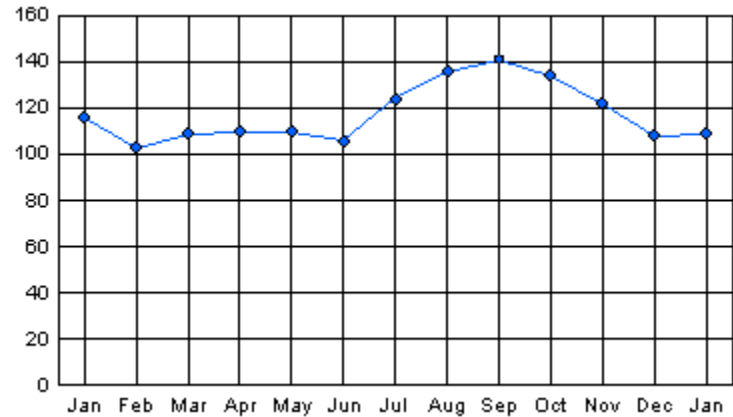
HOUSING REPORT Condominiums January 2009

Listings

Price Range	New This Month			Total Actives		
	2009	2008	% Change	2009	2008	% Change
0 - 149,999	4	1	300.0	13	4	225.0
150,000 - 199,999	3	4	-25.0	46	45	2.2
200,000 - 299,999	1	0	N/A	22	18	22.2
300,000 - 399,999	0	0	N/A	23	9	155.6
400,000 - 499,999	0	0	N/A	0	29	-100.0
500,000 - 599,999	0	0	N/A	5	5	0.0
600,000 - 699,999	0	0	N/A	0	3	-100.0
700,000 - 799,999	0	0	N/A	0	3	-100.0
800,000 - 899,999	0	0	N/A	0	0	N/A
900,000 - 999,999	0	0	N/A	0	0	N/A
1,000,000 - 1,249,999	0	0	N/A	0	0	N/A
1,250,000 - 1,499,999	0	0	N/A	0	0	N/A
1,500,000 +	0	0	N/A	0	0	N/A
Totals	8	5	60.0	109	116	-6.0

Inventory Trend

Listings Active at End of Month

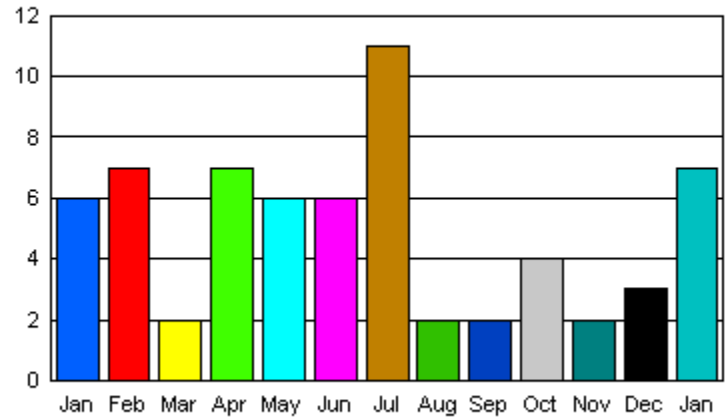


Contracts

Price Range	New This Month			Year To Date		
	2009	2008	% Change	2009	2008	% Change
0 - 149,999	1	3	-66.7	1	3	-66.7
150,000 - 199,999	2	2	0.0	2	2	0.0
200,000 - 299,999	3	1	200.0	3	1	200.0
300,000 - 399,999	1	0	N/A	1	0	N/A
400,000 - 499,999	0	0	N/A	0	0	N/A
500,000 - 599,999	0	0	N/A	0	0	N/A
600,000 - 699,999	0	0	N/A	0	0	N/A
700,000 - 799,999	0	0	N/A	0	0	N/A
800,000 - 899,999	0	0	N/A	0	0	N/A
900,000 - 999,999	0	0	N/A	0	0	N/A
1,000,000 - 1,249,999	0	0	N/A	0	0	N/A
1,250,000 - 1,499,999	0	0	N/A	0	0	N/A
1,500,000 +	0	0	N/A	0	0	N/A
Totals	7	6	17.0	7	6	17.0

Sales Trend

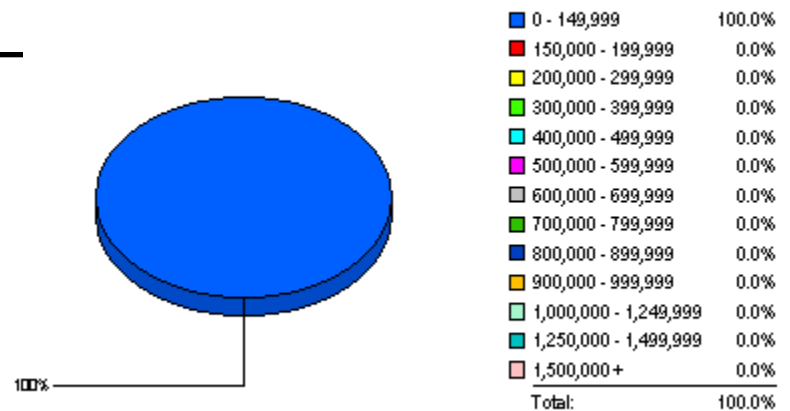
Ratified Contracts Per Month



Settlements

Price Range	New This Month			Year To Date		
	2009	2008	% Change	2009	2008	% Change
0 - 149,999	1	3	-66.7	1	3	-66.7
150,000 - 199,999	0	0	N/A	0	0	N/A
200,000 - 299,999	0	1	-100.0	0	1	-100.0
300,000 - 399,999	0	0	N/A	0	0	N/A
400,000 - 499,999	0	0	N/A	0	0	N/A
500,000 - 599,999	0	0	N/A	0	0	N/A
600,000 - 699,999	0	0	N/A	0	0	N/A
700,000 - 799,999	0	0	N/A	0	0	N/A
800,000 - 899,999	0	0	N/A	0	0	N/A
900,000 - 999,999	0	0	N/A	0	0	N/A
1,000,000 - 1,249,999	0	0	N/A	0	0	N/A
1,250,000 - 1,499,999	0	0	N/A	0	0	N/A
1,500,000 +	0	0	N/A	0	0	N/A
Totals	1	4	-75.0	1	4	-75.0

Market By Price Range



DATA SOURCE: Automated Regional Information Systems, Inc. (ARIS)

NOTES: Properties not listed through this Multiple Listing Service are not reflected. The term "sales" represents ratified purchase contracts. Current year information is preliminary and subject to revision. Current year-to-date contract information may not equal the sum of the monthly contract totals reported.

For 1/2009	Average	Median
Days on Market	98	98
List Price	\$139,990	\$139,990
Sales Price	\$139,990	\$139,990
Sell Price/List Price	100.00%	100.00%