

Somerset County Residential Market Report

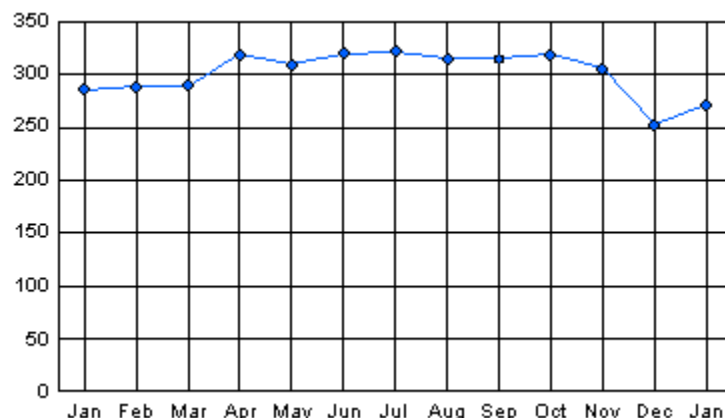
HOUSING REPORT Single Family Homes January 2009

Listings

Price Range	New This Month			Total Actives		
	2009	2008	% Change	2009	2008	% Change
0 - 149,999	10	8	25.0	116	104	11.5
150,000 - 199,999	5	12	-58.3	58	62	-6.5
200,000 - 299,999	6	7	-14.3	55	54	1.9
300,000 - 399,999	2	3	-33.3	13	28	-53.6
400,000 - 499,999	0	3	-100.0	8	14	-42.9
500,000 - 599,999	0	3	-100.0	3	6	-50.0
600,000 - 699,999	0	0	N/A	6	4	50.0
700,000 - 799,999	1	0	N/A	3	2	50.0
800,000 - 899,999	0	1	-100.0	1	2	-50.0
900,000 - 999,999	0	1	-100.0	2	2	0.0
1,000,000 - 1,249,999	0	0	N/A	0	2	-100.0
1,250,000 - 1,499,999	0	0	N/A	3	2	50.0
1,500,000 +	0	0	N/A	4	4	0.0
Totals	24	38	-36.8	272	286	-4.9

Inventory Trend

Listings Active at End of Month

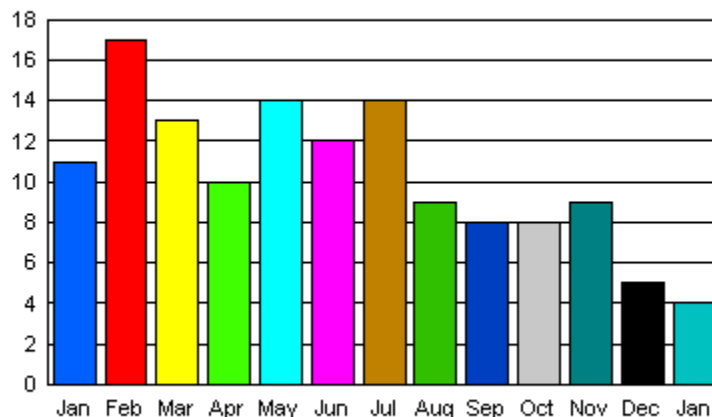


Contracts

Price Range	New This Month			Year To Date		
	2009	2008	% Change	2009	2008	% Change
0 - 149,999	3	7	-57.1	3	7	-57.1
150,000 - 199,999	1	1	0.0	1	1	0.0
200,000 - 299,999	0	2	-100.0	0	2	-100.0
300,000 - 399,999	0	1	-100.0	0	1	-100.0
400,000 - 499,999	0	0	N/A	0	0	N/A
500,000 - 599,999	0	0	N/A	0	0	N/A
600,000 - 699,999	0	0	N/A	0	0	N/A
700,000 - 799,999	0	0	N/A	0	0	N/A
800,000 - 899,999	0	0	N/A	0	0	N/A
900,000 - 999,999	0	0	N/A	0	0	N/A
1,000,000 - 1,249,999	0	0	N/A	0	0	N/A
1,250,000 - 1,499,999	0	0	N/A	0	0	N/A
1,500,000 +	0	0	N/A	0	0	N/A
Totals	4	11	-64.0	4	11	-64.0

Sales Trend

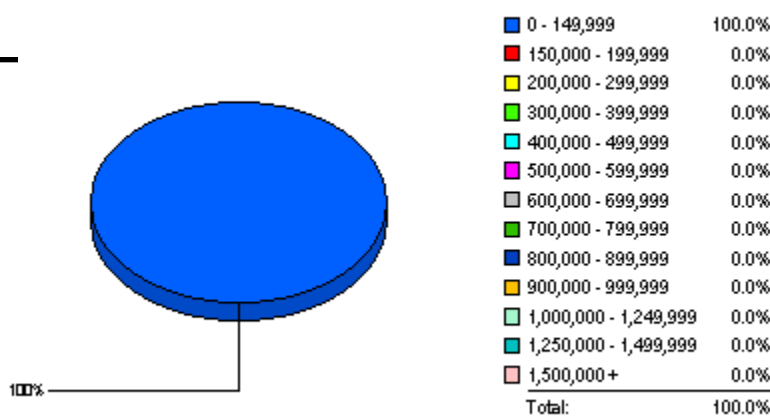
Ratified Contracts Per Month



Settlements

Price Range	New This Month			Year To Date		
	2009	2008	% Change	2009	2008	% Change
0 - 149,999	2	0	N/A	2	0	N/A
150,000 - 199,999	0	1	-100.0	0	1	-100.0
200,000 - 299,999	0	1	-100.0	0	1	-100.0
300,000 - 399,999	0	1	-100.0	0	1	-100.0
400,000 - 499,999	0	0	N/A	0	0	N/A
500,000 - 599,999	0	0	N/A	0	0	N/A
600,000 - 699,999	0	0	N/A	0	0	N/A
700,000 - 799,999	0	0	N/A	0	0	N/A
800,000 - 899,999	0	0	N/A	0	0	N/A
900,000 - 999,999	0	0	N/A	0	0	N/A
1,000,000 - 1,249,999	0	0	N/A	0	0	N/A
1,250,000 - 1,499,999	0	0	N/A	0	0	N/A
1,500,000 +	0	0	N/A	0	0	N/A
Totals	2	3	-33.3	2	3	-33.3

Market By Price Range



DATA SOURCE: Automated Regional Information Systems, Inc. (ARIS)

NOTES: Properties not listed through this Multiple Listing Service are not reflected. The term "sales" represents ratified purchase contracts. Current year information is preliminary and subject to revision. Current year-to-date contract information may not equal the sum of the monthly contract totals reported.

For 1/2009	Average	Median
Days on Market	133	133
List Price	\$84,900	\$84,900
Sales Price	\$56,500	\$56,500
Sell Price/List Price	66.55%	66.55%