

Somerset County Residential Market Report

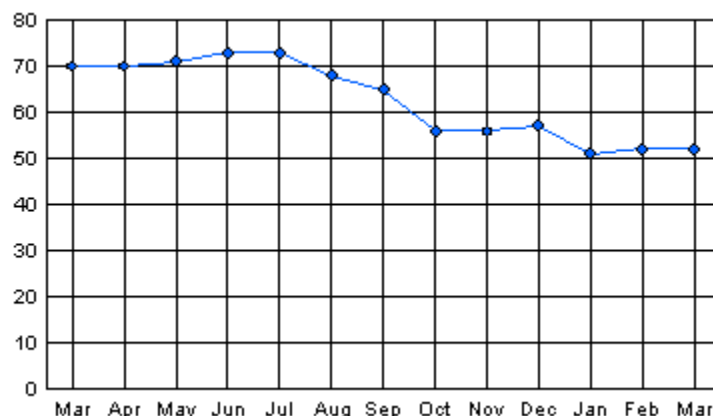
HOUSING REPORT Condominiums March 2009

Listings

Price Range	New This Month			Total Actives		
	2009	2008	% Change	2009	2008	% Change
0 - 149,999	0	0	N/A	0	1	-100.0
150,000 - 199,999	0	0	N/A	1	0	N/A
200,000 - 299,999	2	2	0.0	32	4	700.0
300,000 - 399,999	1	9	-88.9	15	29	-48.3
400,000 - 499,999	0	6	-100.0	1	31	-96.8
500,000 - 599,999	0	1	-100.0	2	2	0.0
600,000 - 699,999	0	0	N/A	0	0	N/A
700,000 - 799,999	0	1	-100.0	0	1	-100.0
800,000 - 899,999	0	1	-100.0	1	2	-50.0
900,000 - 999,999	0	0	N/A	0	0	N/A
1,000,000 - 1,249,999	0	0	N/A	0	0	N/A
1,250,000 - 1,499,999	0	0	N/A	0	0	N/A
1,500,000 +	0	0	N/A	0	0	N/A
Totals	3	20	-85.0	52	70	-25.7

Inventory Trend

Listings Active at End of Month

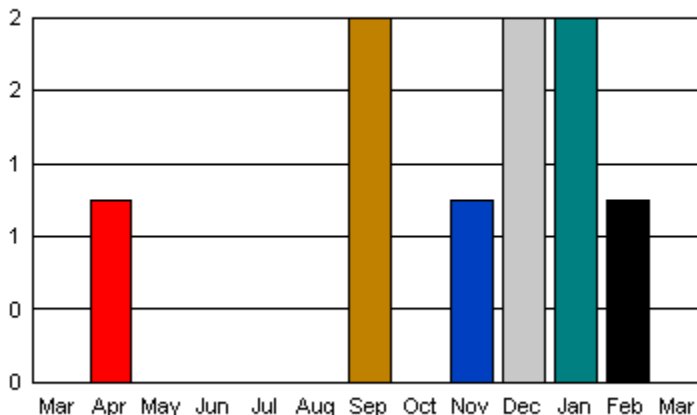


Contracts

Price Range	New This Month			Year To Date		
	2009	2008	% Change	2009	2008	% Change
0 - 149,999	0	0	N/A	0	1	-100.0
150,000 - 199,999	0	0	N/A	0	0	N/A
200,000 - 299,999	0	0	N/A	2	0	N/A
300,000 - 399,999	0	0	N/A	1	0	N/A
400,000 - 499,999	0	0	N/A	0	0	N/A
500,000 - 599,999	0	0	N/A	0	1	-100.0
600,000 - 699,999	0	0	N/A	0	0	N/A
700,000 - 799,999	0	0	N/A	0	0	N/A
800,000 - 899,999	0	0	N/A	0	0	N/A
900,000 - 999,999	0	0	N/A	0	0	N/A
1,000,000 - 1,249,999	0	0	N/A	0	0	N/A
1,250,000 - 1,499,999	0	0	N/A	0	0	N/A
1,500,000 +	0	0	N/A	0	0	N/A
Totals	0	0	0.0	3	2	50.0

Sales Trend

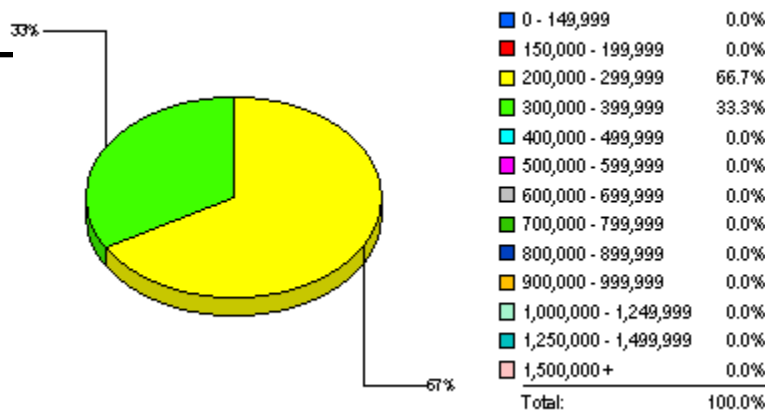
Ratified Contracts Per Month



Settlements

Price Range	New This Month			Year To Date		
	2009	2008	% Change	2009	2008	% Change
0 - 149,999	0	0	N/A	0	0	N/A
150,000 - 199,999	0	0	N/A	0	0	N/A
200,000 - 299,999	2	0	N/A	2	0	N/A
300,000 - 399,999	1	0	N/A	1	0	N/A
400,000 - 499,999	0	0	N/A	0	1	-100.0
500,000 - 599,999	0	0	N/A	0	1	-100.0
600,000 - 699,999	0	0	N/A	0	0	N/A
700,000 - 799,999	0	0	N/A	0	0	N/A
800,000 - 899,999	0	0	N/A	0	0	N/A
900,000 - 999,999	0	0	N/A	0	0	N/A
1,000,000 - 1,249,999	0	0	N/A	0	0	N/A
1,250,000 - 1,499,999	0	0	N/A	0	0	N/A
1,500,000 +	0	0	N/A	0	0	N/A
Totals	3	0	0.0	3	2	50.0

Market By Price Range



DATA SOURCE: Automated Regional Information Systems, Inc. (ARIS)

NOTES: Properties not listed through this Multiple Listing Service are not reflected. The term "sales" represents ratified purchase contracts. Current year information is preliminary and subject to revision. Current year-to-date contract information may not equal the sum of the monthly contract totals reported.

For 3/2009	Average	Median
Days on Market	486	620
List Price	\$326,454	\$299,900
Sales Price	\$308,300	\$299,900
Sell Price/List Price	94.44%	100.00%