

Somerset County Residential Market Report

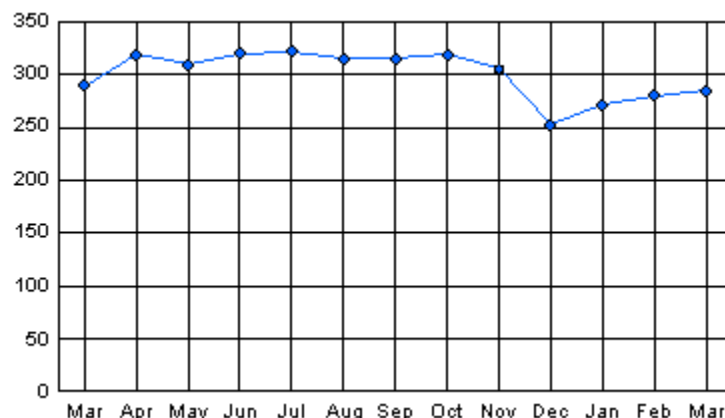
HOUSING REPORT Single Family Homes March 2009

Listings

Price Range	New This Month			Total Actives		
	2009	2008	% Change	2009	2008	% Change
0 - 149,999	14	14	0.0	129	104	24.0
150,000 - 199,999	4	13	-69.2	65	69	-5.8
200,000 - 299,999	4	4	0.0	50	52	-3.8
300,000 - 399,999	0	3	-100.0	14	29	-51.7
400,000 - 499,999	2	0	N/A	7	11	-36.4
500,000 - 599,999	0	1	-100.0	3	8	-62.5
600,000 - 699,999	0	1	-100.0	7	2	250.0
700,000 - 799,999	0	0	N/A	2	2	0.0
800,000 - 899,999	1	0	N/A	1	3	-66.7
900,000 - 999,999	0	0	N/A	2	1	100.0
1,000,000 - 1,249,999	0	0	N/A	0	2	-100.0
1,250,000 - 1,499,999	0	0	N/A	3	2	50.0
1,500,000 +	0	0	N/A	2	5	-60.0
Totals	25	36	-30.6	285	290	-1.7

Inventory Trend

Listings Active at End of Month

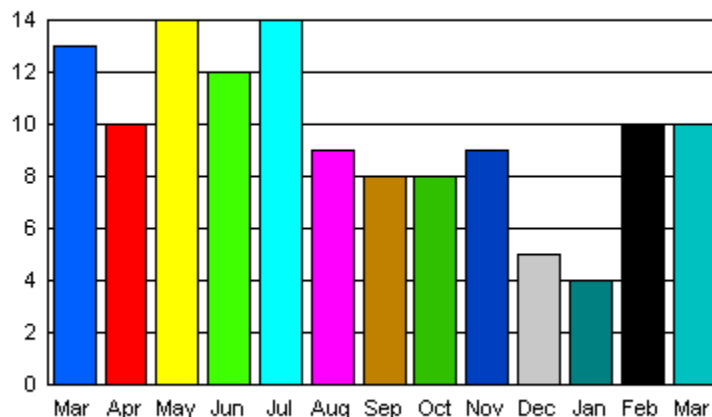


Contracts

Price Range	New This Month			Year To Date		
	2009	2008	% Change	2009	2008	% Change
0 - 149,999	6	9	-33.3	11	27	-59.3
150,000 - 199,999	1	2	-50.0	5	6	-16.7
200,000 - 299,999	1	1	0.0	3	3	0.0
300,000 - 399,999	0	0	N/A	2	2	0.0
400,000 - 499,999	2	1	100.0	2	1	100.0
500,000 - 599,999	0	0	N/A	0	0	N/A
600,000 - 699,999	0	0	N/A	0	0	N/A
700,000 - 799,999	0	0	N/A	0	0	N/A
800,000 - 899,999	0	0	N/A	0	0	N/A
900,000 - 999,999	0	0	N/A	0	0	N/A
1,000,000 - 1,249,999	0	0	N/A	0	0	N/A
1,250,000 - 1,499,999	0	0	N/A	0	0	N/A
1,500,000 +	0	0	N/A	0	0	N/A
Totals	10	13	-23.0	23	39	-41.0

Sales Trend

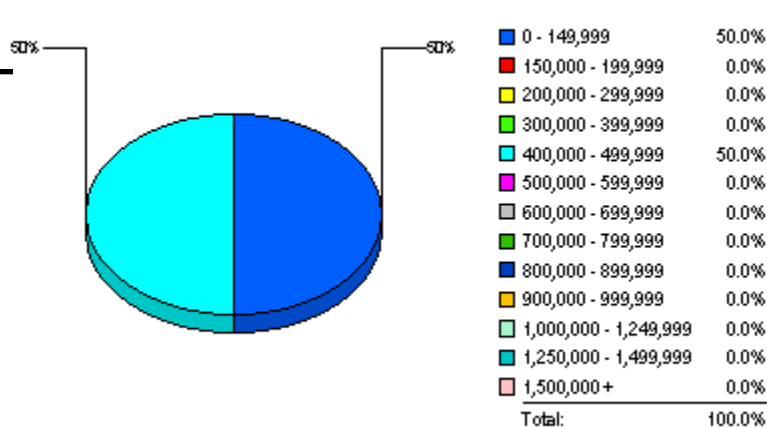
Ratified Contracts Per Month



Settlements

Price Range	New This Month			Year To Date		
	2009	2008	% Change	2009	2008	% Change
0 - 149,999	1	8	-87.5	4	12	-66.7
150,000 - 199,999	0	2	-100.0	0	6	-100.0
200,000 - 299,999	0	0	N/A	1	1	0.0
300,000 - 399,999	0	1	-100.0	1	2	-50.0
400,000 - 499,999	1	0	N/A	1	0	N/A
500,000 - 599,999	0	0	N/A	0	0	N/A
600,000 - 699,999	0	0	N/A	0	0	N/A
700,000 - 799,999	0	0	N/A	0	0	N/A
800,000 - 899,999	0	0	N/A	0	0	N/A
900,000 - 999,999	0	0	N/A	0	0	N/A
1,000,000 - 1,249,999	0	0	N/A	0	0	N/A
1,250,000 - 1,499,999	0	0	N/A	0	0	N/A
1,500,000 +	0	0	N/A	0	0	N/A
Totals	2	11	-81.8	7	21	-66.7

Market By Price Range



DATA SOURCE: Automated Regional Information Systems, Inc. (ARIS)

NOTES: Properties not listed through this Multiple Listing Service are not reflected. The term "sales" represents ratified purchase contracts. Current year information is preliminary and subject to revision. Current year-to-date contract information may not equal the sum of the monthly contract totals reported.

For 3/2009	Average	Median
Days on Market	228	228
List Price	\$287,450	\$287,450
Sales Price	\$250,000	\$250,000
Sell Price/List Price	86.97%	86.97%